
























Statistics for Romania

Abortion numbers in Romania between 1958 and 2019

Year	No. of abortions	No. of live births ^[3]	No. of pregnancies	Abortions %	Live births %	Graphic represent.
1958	112.100 ^[1]	390.500	502.600	22%	78%	
1959	578.000 ^[1]	368.007	946.007	61%	39%	
1960	774.000 ^[1]	352.241	1.126.241	69%	31%	
1961	865.000 ^[1]	324.859	1.189.859	73%	27%	
1962	967.000 ^[1]	301.985	1.268.985	76%	24%	
1963	1.037.000 ^[1]	294.886	1.331.886	78%	22%	
1964	1.100.000 ^[1]	287.383	1.387.383	79%	21%	
1965	1.115.000 ^[1]	278.362	1.393.362	80%	20%	
1966	973.000 ^[1]	273.678	1.246.678	78%	22%	
1967	206.000 ^[1]	527.764	733.764	28%	72%	
1968	220.000 ^[1]	526.091	746.091	29%	71%	
1969	258.000 ^[1]	465.764	723.764	36%	64%	
1970	292.410 ^[1]	427.034	719.444	41%	59%	
1971	330.000 ^[1]	400.146	730.146	45%	55%	
1972	381.000 ^[1]	389.153	770.153	49%	51%	
1973	376.000 ^[1]	378.696	754.696	50%	50%	
1974	335.000 ^[1]	427.732	762.732	44%	56%	
1975	359.417 ^[1]	418.185	777.602	46%	54%	
1976	383.000 ^[1]	417.353	800.353	48%	52%	
1977	379.000 ^[1]	423.958	802.958	47%	53%	
1978	394.000 ^[1]	416.598	810.598	49%	51%	
1979	404.000 ^[1]	410.603	814.603	50%	50%	
1980	413.093 ^[1]	398.904	811.997	51%	49%	
1981	427.081 ^[1]	381.101	808.182	53%	47%	
1982	468.041 ^[1]	344.369	812.410	58%	42%	
1983	421.306 ^[1]	321.498	742.804	57%	43%	
1984	303.123 ^[1]	350.741	653.864	46%	54%	
1985	302.838 ^[1]	358.797	661.635	46%	54%	
1986	183.959 ^[1]	376.896	560.855	33%	67%	
1987	182.442 ^[1]	383.199	565.641	32%	68%	
1988	185.416 ^[1]	380.043	565.459	33%	67%	
1989	193.084 ^[1]	369.544	562.628	34%	66%	
1990	992.265 ^[2]	314.746	1.307.011	76%	24%	
1991	866.934 ^[2]	275.275	1.142.209	76%	24%	
1992	691.863 ^[2]	260.393	952.256	73%	27%	
1993	585.761 ^[2]	249.994	835.755	70%	30%	
1994	530.191 ^[2]	246.736	776.927	68%	32%	
1995	502.840 ^[2]	236.640	739.480	68%	32%	
1996	455.340 ^[2]	231.348	686.688	66%	34%	

1997	346.468 ^[2]	236.891	583.359	59%	41%	
1998	270.930 ^[2]	237.297	508.227	53%	47%	
1999	259.266 ^[2]	234.600	493.866	53%	47%	
2000	257.267 ^[2]	234.521	491.788	52%	48%	
2001	253.426 ^[2]	220.368	473.794	54%	46%	
2002	246.714 ^[2]	210.529	457.243	54%	46%	
2003	223.914 ^[2]	212.459	436.373	51%	49%	
2004	189.683 ^[2]	216.261	405.944	47%	53%	
2005	162.087 ^[2]	221.020	383.107	43%	57%	
2006	149.598 ^[2]	219.483	369.081	41%	59%	
2007	136.647 ^[2]	214.728	351.375	39%	61%	
2008	127.410 ^[2]	221.900	349.310	37%	63%	
2009	115.457 ^[2]	222.388	337.845	34%	66%	
2010	101.271 ^[2]	212.199	313.470	32%	68%	
2011	102.896 ^[2]	196.242	299.138	34%	66%	
2012	87.477 ^[2]	201.104	268.191	31%	69%	
2013	85.742 ^[2]	214.932	268.055	30%	70%	
2014	77.806 ^[2]	202.501	280.307	28%	72%	
2015	70.447 ^[2]	206.190	276.637	26%	74%	
2016	63.085 ^[2]	209.641	272.726	23%	77%	
2017	55.931 ^[2]	214.928	270.859	20%	80%	
2018	52.018 ^[2]	206.575	258.593	20%	80%	
2019	47.167 ^[2]	203.109	250.276	19%	81%	

Data sources:

^[1] Abortion statistics and other data—Johnston’s Archive, “Historical abortion statistics, Romania”, September 2015, compiled by Wm. Robert Johnston, online la <http://www.johnstonsarchive.net/policy/abortion/ab-romania.html>

^[2] National Institute of Statistics, 2016, Tempo-Online database, “Pregnancy termination, on age groups”, online at <http://statistici.insse.ro/shop/?page=tempo3&lang=en&ind=POP201G#>

^[3] National Institute of Statistics, “Romania’s Demographic Yearbook, the 2015 edition, Natural Population Change”. Note: Live births from 2012 and 2013 do not include live births abroad. Data for 2013 was adjusted compared to initially published data. That is why data are not comparable to previously published data.

Starting from 2014, the numbers include only live births domiciled in Romania.

Data for year 2014, regarding both abortions and live births, is not definitive yet, waiting for the final adjustments.